



Proverbs 15:13 - A happy heart makes a face cheerful.

Your head drawing is based on a typical circle.
Practice using the example below. Use lines to align the facial features.





Drawing thumbnail sketches is a great way to practice!

Now try to add more detail. Try drawing different angles. Follow horizontal guidelines to make sure facial features are in the same position.



Hula Friends! Characters



Aloha!
BURTON SUE